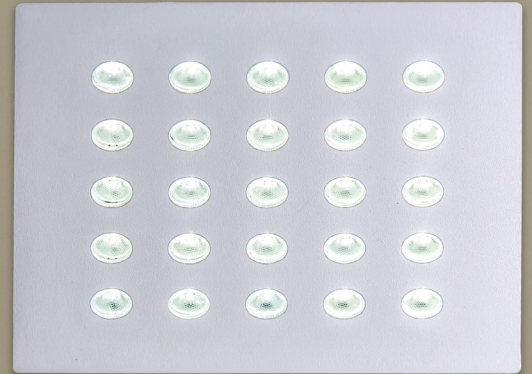
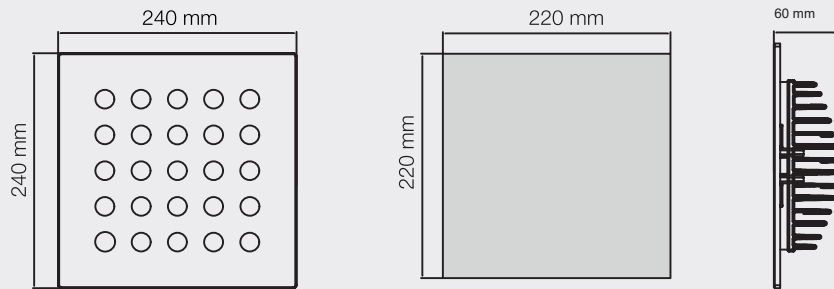


HPS25


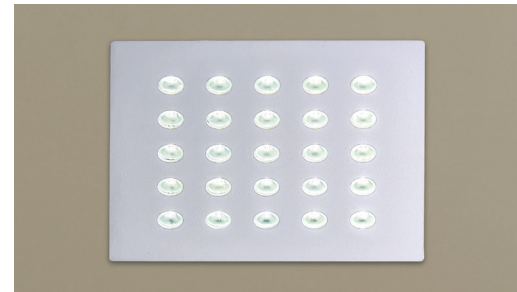

Product and Technical Details



TECHNICAL DATA

Information


Body:	Aluminium body
Dimensions:	240 x 240 x 60 mm
LED:	CREE-USA
Warranty:	5 years
Total Power of Luminaire (watt):	43
Luminous Flux of Luminaire/Lumen (lm):	5766
Color Rendering Index (CRI):	CRI >80-90
Inner Cutting Size:	220 x 220 mm
Control Options:	Chameleon, DALI, 1-10V, Tunable, Triac
Weight:	2100 gr
Box Size:	290 x 250 x 70 mm



Color Temperature Options



Body Color Options



Beam Angle Options

